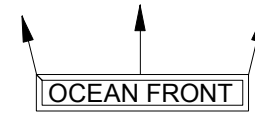
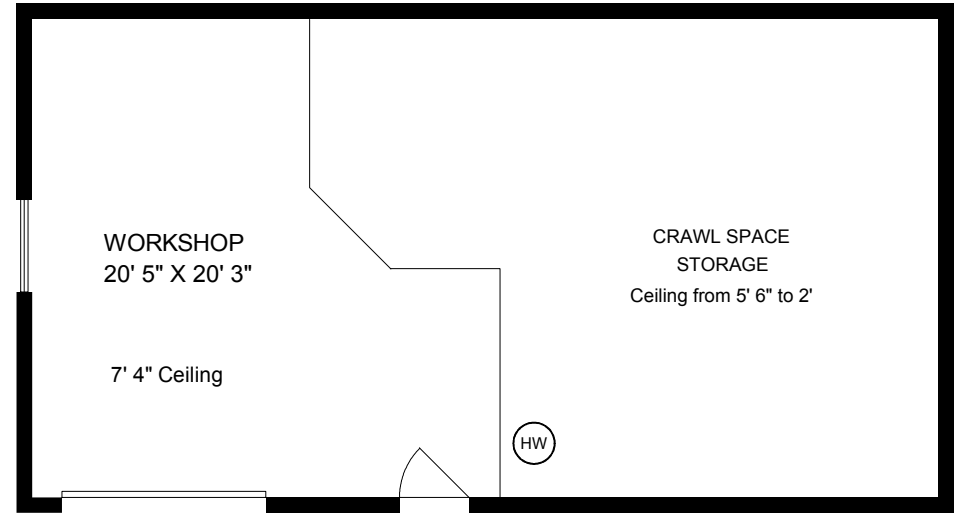



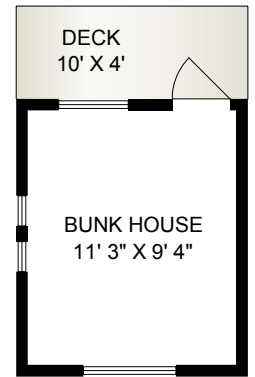
# 5739 CANAL ROAD



**MAIN**  
1157 SQ. FT.



**LOWER**  
371 SQ. FT.



0' SCALE 5'

	FINISH SQ. FT.	UNFINISH SQ. FT.	TOTAL SQ. FT.
MAIN	1157		1157
LOWER		371	371
TOTAL	1157	371	1528
DECKS		758	758
BUNKHOUSE	120		120

EXCLUSIVELY FOR SAM BOYTE AND SHERRIE BOYTE  
DOCKSIDE REALTY

JUNE 7 2017

REF # 5113

**Island Measure**  
Residential and Commercial Floor Plans  
250-818-8273 islandmeasure.com

MEASUREMENTS MAY NOT BE 100% ACCURATE. IF CRITICAL, BUYER TO VERIFY.  
ROOM SIZES ARE NOT USED TO CALCULATE AREA.  
FLOOR PLANS ARE PROVIDED FOR CONVENIENCE ONLY.